



Exhibit of School Architecture

Celebrating Excellence in Texas School Architecture

Project Contact Information

Submitting Firm Name (as you want it published on the website and in program materials): *

Architect Name: (Honorific, First, Last) * ?

Email: *

Phone: (xxx) xxx-xxxx *

Contributing Firm Name (as you want it published on the website and in program materials):

School District Information

School Name: * ?

School District: *

Public Information Officer (First, Last) * ?

Email: *

Please confirm the school district administration was notified of this project's submission by entering the notification date: ?

Save & Return

Save your progress and complete this form later. (optional)

Create an account or login

Save Progress

Next >>

33% Complete



Exhibit of School Architecture

Celebrating Excellence in Texas School Architecture

Project Detail Information

Which describes your project? *

- ☐ New Construction
- ☐ Addition
- ☐ Renovation

School Type: *

- ☐ Elementary
- ☐ Middle School
- ☐ High School
- ☐ Other

Grades Served *

Size of site in acres *

Please describe the scope of the project (e.g., curriculum focus, new build, additions and renovations): ?

0/500 words

New square feet (leave blank if NA):

Renovation square feet (leave blank if NA):

Total project square feet (new square feet + renovation square feet):

Student Capacity Information (number of students)

Capacity

Initial Design

Core Design

Average Space Per Student (sq. feet)

Building Construction Method: *

- ☐ CM/At-Risk
- ☐ Design-Bid-Build
- ☐ Design Build
- ☐ Other

Building Construction Cost: (The building construction cost shall be determined by taking the cost of construction from the final application for payment less site development costs for all items outside the building envelope.) *

Site Development Cost: (The site development costs shall be determined from the final application for payment and shall include all construction work outside the building envelope.) *

Total Construction Cost: (building construction + site development)

Square Foot Cost:

Items included within the above total construction cost:

- ☐ Computer hardware ☐ Computer software ☐ Computers

<input type="checkbox"/> Furniture	<input type="checkbox"/> Land purchase	<input type="checkbox"/> Landscaping
<input type="checkbox"/> Library books	<input type="checkbox"/> Library shelving	<input type="checkbox"/> Moveable equipment
<input type="checkbox"/> PA systems	<input type="checkbox"/> Playground equipment	<input type="checkbox"/> Projection Screens
<input type="checkbox"/> Security systems	<input type="checkbox"/> Telephone Systems	<input type="checkbox"/> Televisions
<input type="checkbox"/> Textbooks	<input type="checkbox"/> N/A	<input type="checkbox"/> Other <input type="text"/>

Items furnished by ISD:

<input type="checkbox"/> Computer hardware	<input type="checkbox"/> Computer software	<input type="checkbox"/> Computers
<input type="checkbox"/> Furniture	<input type="checkbox"/> Land purchase	<input type="checkbox"/> Landscaping
<input type="checkbox"/> Library books	<input type="checkbox"/> Library shelving	<input type="checkbox"/> Moveable equipment
<input type="checkbox"/> PA systems	<input type="checkbox"/> Playground equipment	<input type="checkbox"/> Projection Screens
<input type="checkbox"/> Security systems	<input type="checkbox"/> Telephone Systems	<input type="checkbox"/> Televisions
<input type="checkbox"/> Textbooks	<input type="checkbox"/> N/A	<input type="checkbox"/> Other <input type="text"/>

Other special considerations affecting cost: * ⓘ

Bid Date: (e.g., 01/01/2025) *	Substantial Completion Date: (e.g., 01/01/2025) * ⓘ
<input type="text"/>	<input type="text"/>

67% Complete



Areas of Distinction

Use the space below to describe this project based on each Area of Distinction. If you do not want to enter this project in an area leave space blank. Caudill Class projects must earn at least four of the six Areas of Distinction.

NOTE: Please enter a maximum of 10 lines or 500 characters.

Design

Scale and relationship of spaces, use of materials, building organization and flow, adaptability and flexibility, instructional function supporting a variety of learning and teaching styles and educational appropriateness are all elements of design excellence.

Show examples of where the educational program and design goals informed the site development and facility design with an enhanced student learning experience.

*If this area does not apply to your project, please put N/A in the field. **

0/500 words

Value

Describe how the design and/or the design process resulted in a project of improved efficiency, flexibility, adaptability, and enhance value to the campus, district, and/or the community at large.

Identify specific project considerations as they relate to cost of ownership, life cycle costs, long-term cost control to preserve district funds, materials selected, construction methods used, and alternative design choices that provided enhanced project value and

success.

*If this area does not apply to your project, please put N/A in the field. **

0/500 words

Wellness

Wellness is an approach that focuses on supporting the whole child. School design is known to impact student behavior, development, and academic performance.

Share examples of how wellness strategies have been incorporated in the design of the new or renovated campus, including diverse scales and styles of learning environments, flexible furnishings, views of nature, opportunities for movement and activity, access to nourishment, safety considerations, technology-rich spaces, outdoor learning spaces, equity, and inclusive design features, and overall awe-inspiring features that can help activate learning, play, and reflection for children, inside and outside, during the school day. Explain how these inclusions relate to the overall educational goals of the project.

If this area does not apply to your project, please put N/A in the field.


0/500 words

Community

Describe how the project enhances or embraces the community's culture and diversity giving consideration to its identity, community context, sense of place, and/or overall purpose and importance of the facility to the community at large.

Describe how the project /site exhibits a clear identity and inspires a sense of belonging for the direct users and the community.
(Planning process and committee references to be submitted under the Planning Star of Distinction)

*If this area does not apply to your project, please put N/A in the field. **




0/500 words

Planning

Planning is both a process and the articulation of design concepts. Describe how the project's mission, goals, educational program, and implementation strategies informed the planning and design outcome.

Share specifics of the planning process, including participants and how the project is to achieve the educational goals of the campus, district, and community.

If this area does not apply to your project, please put N/A in the field. *




0/500 words

School Transformation

School Transformation, redefines the learning place in its nature, shape, character, and/or form in new or renovated facilities.

At this intersection of learning and space, described by examples how this project inspires, motivates, and transforms the learning and teaching experience for students and staff.

If this area does not apply to your project, please put N/A in the field. *



0/500 words

<< Previous

Save Progress

Submit